

# SURFACE FINISHING SPECIALISTS

COMPOSITES

**PROFILE**  
SPECIALIST APPLICATIONS

**Far Simpler... Far Better...**



## ABOUT

## FARÉCLA

Farécla Products Ltd is a UK, family-owned company manufacturing surface finishing products which are used on a wide variety of substrates.

From compounds and applicators, to paint cups and microfibre cloths, Farécla has provided surface finishing solutions to automotive bodyshops, valeters, boat builders, wood workers, composite manufacturers and other industrial applications since 1952, now in over 120 countries.

## QUALITY ASSURANCE

Our scientists use only the best quality raw materials. Our proprietary formulations are manufactured under tight control to deliver reliability and consistency from the first drop to the last.

## LABOUR SAVING

The bespoke Engineered Abrasive Technology we use in our formulations achieves a faster cut rate which delivers a final finish requiring less time and fewer steps.

## COST SAVING

Our technology achieves a better result than competitors whilst using less product, improving productivity to deliver greater value to our customers.

## PERMANENT RESULTS

Our products deliver a superior and permanent high gloss finish avoiding the risk of drop back and the need for reworks.

## PROFILE COMPOUNDS AND WAXES

### FAR SUPERIOR TECHNOLOGY

Designed by our scientists to provide fast, permanent solutions for surface finishing, Farécla's compounds contain diminishing abrasives that do 2 jobs in 1:

**PHASE 1** - Abrasive particles mechanically cut away the scratch marks left after sanding. Throughout this phase, they steadily diminish in aggression.

**PHASE 2** - Diminished abrasives polish the surface to a deep gloss finish. (See FIG. 2).

The unique abrasive technology in Farécla products have been tailor made for Farécla in order to optimise the fine balance between cut and polish, achieving a superb, permanent finish in rapid time.



FIG. 1 - Unique Farécla abrasive powder

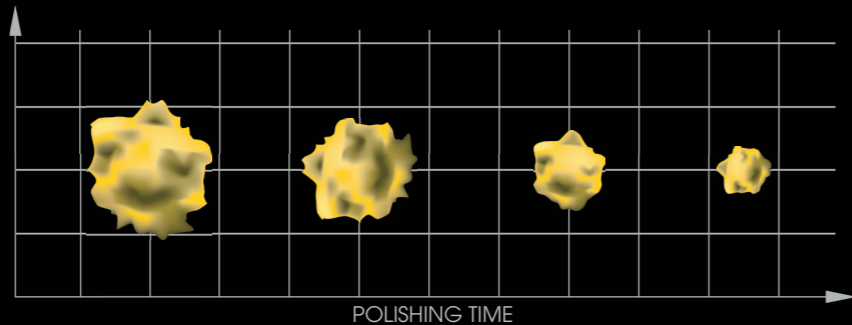


FIG. 2 - A Farécla abrasive particle diminishing graph

## G MOP APPLICATORS

### FAR MORE ADVANCED TECHNOLOGY

The material and design of applicator pads are essential to the performance of compounds and the results achieved on surfaces. Farécla G Mop Applicators have been engineered and tested in line with our abrasive products to deliver the best possible performance for surface rectification.

**OPEN CELL STRUCTURE** - For dry use products, allowing air to flow through, helping to limit the surface overheating during polishing, and provide more aggression!

**CLOSED CELL STRUCTURE** - For wet use products, where water can be used to help lubrication and limit overheating. The G Mop Yellow Compounding Foams can be used with or without water. (See FIG. 1).

**FLEXIBLE AND THIN PADS AND BACK PLATES** - For riding swages and compounding evenly over the surface, especially in difficult to reach areas. (See FIG. 2).




FIG. 1 - 55x magnification of the closed cell structure of a G Mop Yellow Compounding Foam (**GMC612**).



FIG. 2 - A G Mop High Cut Foam (**GMC818**) and G Mop Flexible Back Plate (**GMB814**) compounding the difficult areas and contours.

## FAR QUICKER REFERENCE GUIDE

### PROFILE COMPOUNDS & WAXES



Profile Extra Coarse Cut Compound  
**PRE301** (3.2kg) - see page 8



Profile Select Liquid Compound  
**PRS101** (1 ltr)      **PRS506** (5 US gallons)  
**PRS106** (1 US gallon) - see page 9



Profile Advanced Liquid Compound  
**PRA106** (1 US gallon) - see page 10



Profile Premium Liquid Compound  
**PRL101** (1 ltr)  
**PRL106** (1 US gallon) - see page 11



Profile Vector Liquid Compound  
**PRV101** (1 ltr) - see page 12



Profile Finish Liquid Compound  
**PRF101** (1 ltr)  
**PRF106** (1 US gallon) - see page 13



Profile Polymer UV Wax  
(designed for machine application)  
**PRW101** (1 ltr) - see page 14



Profile UV Wax  
(designed for hand application)  
**PRU101** (1 ltr) - see page 15



Cut and gloss levels may be affected by the surface type and which applicator is used

## FAR QUICKER REFERENCE GUIDE

### G MOP APPLICATORS



G Mop Twisted Wool  
Compounding Pad  
**GMW801** (single sided)  
**GMW806** (double sided) - see page 18



G Mop Wet Use Compounding Foam  
**GMC606** (6" / 150mm) - see page 18



G Mop High Cut Foam  
**GMC618** (6" / 150mm)  
**GMC818** (8" / 200mm) - see page 18



G Mop Lambs Wool Pad  
**GML301** (3" / 75mm)  
**GML601** (6" / 150mm)  
**GML801** (8" / 200mm) - see page 19



G Mop Yellow Compounding Foam  
**GMC312** (3" / 75mm)  
**GMC612** (6" / 150mm)  
**GMC812** (8" / 200mm) - see page 18



G Mop Finishing Foam  
**GMF301** (3" / 75mm)  
**GMF601** (6" / 150mm)  
**GMF801** (8" / 200mm) - see page 19



Cut and gloss levels may be affected by the surface type and which compound or wax is used.

# PROFILE COMPOUNDS & WAXES



## NOTES

### PERMANENT RESULTS

Farécla's Stage 1: **CUT** and Stage 2: **FINISH** compounds are water-based and use diminishing abrasives, instead of fillers, to permanently remove scratches and provide a flawless finish quickly.



## PROFILE EXTRA

### COARSE CUT COMPOUND

- Rapid, permanent removal of deep scratch marks from P600 or finer
- Use on hard surfaces such as composites, moulds or old gel coats
- Leaves a low level shine, making it suitable for use on stone and granite effect items or in the first of a two step process
- Water-based with low VOC content



Stage 1:  
**CUT**

#### Sizes

3.2kg

#### Codes

**PRE301**

#### Qty

4

'LIQUID SAND PAPER' - REMOVES P600

COARSE CUT - DRY USE

PERMANENT - NO FILLERS - NO REWORKS



Finish sanding up to  
P600 or finer



Attach a G Mop Twisted  
Wool Pad to a polisher  
**GMW801**  
(single sided)  
**GMW806**  
(double sided)



Spur new pads.  
Prime new pads  
with product.  
Apply product to the  
surface or pad.



Spread the product  
evenly on the surface  
and compound at  
1500 - 1800rpm



Wipe away residue  
with a clean, dry G Plus  
Finishing Cloth  
**FC-3** (3 x cloths)  
**FC-100** (100 x cloths)



LET THE MACHINE DO THE WORK

## PROFILE SELECT LIQUID COMPOUND

- Excellent on tooling and production gel coats and solid surfaces including artificial marble, Corian etc.
- Removes P800 or finer sanding marks permanently
- Optimal performance when run at **HIGH SPEED (2000 to 3500rpm)**
- Super-fast cut on gel coats (using a G Mop Twisted Wool Pad)



Stage 1:  
**CUT**

Sizes	Codes	Qty
1 ltr	<b>PRS101</b>	6
1 US gallon	<b>PRS106</b>	2
5 US gallons	<b>PRS506</b>	1

EASY TO USE, MINIMAL COMPOUNDING PRESSURE NEEDED

**RUN AT HIGH SPEED FOR BEST RESULTS**

PERMANENT - NO FILLERS - NO REWORKS




Finish sanding up to P800 or finer



Attach a G Mop Twisted Wool Pad\* to a polisher  
**GMW801**  
(single sided)  
**GMW806**  
(double sided)



Spur new pads. Prime new pads with product. Apply a small amount of product to the surface or pad.



Using minimal pressure, compound at 2000 - 3500rpm



Wipe away residue with a clean, dry G Plus Finishing Cloth  
**FC-3** (3 x cloths)  
**FC-100** (100 x cloths)

\*Can also use a G Mop High Cut Foam **GMC818**, especially on Corian and artificial marble.



## PROFILE ADVANCED LIQUID COMPOUND

- Ideal for high volume polishing of clearcoats, direct gloss and PU lacquers
- Removes P1500 or finer from all modern paint systems
- A long lasting, powerful cutting action
- No fillers, no silicones, no die-back, no reworks
- Clean in use, no dusting or splatter. Exceptionally easy and quick to wipe off



Stage 1:  
**CUT**


Stage 2:  
**FINISH**

Sizes	Codes	Qty
1 US gallon	<b>PRA106</b>	2

FOR ALL PAINT TYPES

POWERFUL CUT

FAST RESULTS



Finish sanding up to P1500 or finer



Attach a G Mop Twisted Wool Pad\* to a polisher  
**GMW801**  
(single sided)  
**GMW806**  
(double sided)



Spur new pads. Prime new pads with product. Apply a small amount of product to the surface or pad.



Compound at 1500 - 1800rpm



Wipe away residue with a clean, dry G Plus Finishing Cloth  
**FC-3** (3 x cloths)  
**FC-100** (100 x cloths)

\*Can also use a G Mop High Cut Foam **GMC818**, for a lower cut and better gloss.



## PROFILE PREMIUM LIQUID COMPOUND

- High quality abrasive, stays wet for a long time
- Engineered for production gel coats and weathered gel coats
- Superb value - quicker application and **much less product required** versus leading brands
- No clogging, extended wool pad life, and clean in use



Stage 1:  
**CUT**

Sizes	Codes	Qty
1 ltr	<b>PRL101</b>	6
1 US gallon	<b>PRL106</b>	2

GREAT ON DARK COLOURS

RESTORES OXIDISED GEL COATS

NO HAZE, NO DIE-BACK




Finish sanding up to P1200 or finer



Attach a G Mop Twisted Wool Pad\* to a polisher  
**GMW801**  
(single sided)  
**GMW806**  
(double sided)



Spur new pads. Prime new pads with product. Apply a small amount of product to the surface or pad.



Compound at 1500 - 1800rpm



Wipe away residue with a clean, dry G Plus Finishing Cloth  
**FC-3** (3 x cloths)  
**FC-100** (100 x cloths)

\*Can also use a G Mop High Cut Foam **GMC818**, for lower cut and better gloss.



## PROFILE VECTOR LIQUID COMPOUND

- Water-based, cutting compound
- Removes P1500 or finer sanding marks from acrylics, polyester coatings and gel coats
- For dry use only
- Good lubrication prevents excessive friction




Stage 1:  
**CUT**

Sizes	Codes	Qty
1 ltr	<b>PRV101</b>	6

SAFE - SILICONE-FREE - ECONOMY PRODUCT

CLEAN IN USE

PERMANENT - NO FILLERS - NO REWORKS



Finish sanding up to P1500 or finer



Attach a G Mop Twisted Wool Pad to a polisher  
**GMW801**  
(single sided)  
**GMW806**  
(double sided)



Spur new pads. Prime new pads with product. Apply a small amount of product to the surface or pad.



Spread the product on the surface and compound at 1500 - 1800rpm



Wipe away residue with a clean, dry G Plus Finishing Cloth  
**FC-3** (3 x cloths)  
**FC-100** (100 x cloths)



## PROFILE FINISH LIQUID COMPOUND

- Fine compound designed to remove light swirl marks and holograms from high quality painted, lacquered and gel coat surfaces
- Restores dull surfaces and enhances colour
- Gives a high shine finish with good depth and clarity
- For a higher cut, use with a G Mop Lambs Wool Pad



Sizes	Codes	Qty
1 ltr	<b>PRF101</b>	6
1 US gallon	<b>PRF106</b>	2

REMOVES SWIRLS MARKS AND HOLOGRAMS

COLOUR RESTORER


SMOOTH, HIGH SHINE FINISH



Attach a G Mop Finishing Foam\* to a polisher **GMF801** (8" / 200mm)

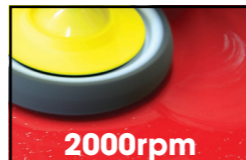


Prime new pads with product. Apply a small amount of product to the surface or pad.



**1000rpm**

Compound slowly at 1000rpm



**2000rpm**

Slowly increase speed to 2000rpm. **DO NOT ALLOW TO DRY!**



Wipe away residue with a clean, dry G Plus Finishing Cloth **FC-3** (3 x cloths) **FC-100** (100 x cloths)

\*For a higher cut, use a G Mop Lambs Wool Pad **GML801**.



NOW WITH UV INHIBITORS

## PROFILE POLYMER UV WAX LIQUID PROTECTION

- Designed to be applied by machine
- Delivers an even, high gloss finish with excellent clarity
- Quick on large surfaces such as on boats, caravans, trucks and planes
- Highly water resistant, providing a durable, protective coating
- Protects against UV rays
- Can also be applied by hand



Sizes	Codes	Qty
1 ltr	<b>PRW101</b>	6

EASY TO APPLY AND REMOVE BY MACHINE

RAPID RESULTS ON LARGE SURFACES

SPRAYABLE



Attach a G Mop Finishing Foam\* to a polisher **GMF801** (8" / 200mm)



Prime new pads with product. Apply a small amount of product to the surface or pad.



Spread product on the surface and polish at 1000 - 1500rpm



**WAIT**



Wipe with a clean, dry G Plus Finishing Cloth **FC-3** (3 x cloths) **FC-100** (100 x cloths)

\*To add some cut, use a G Mop Lambs Wool Pad **GML801**.





## PROFILE UV WAX LIQUID PROTECTION

- Designed to be applied by hand
- Carnauba based wax incorporating special UV inhibitors, protects gel coats and paints exposed to external weathering for up to 3 months
- Gives an excellent high gloss finish to surfaces
- Does not dry out in use in direct sunlight so it can be applied outside
- Long-lasting protection



Sizes	Codes	Qty
1 ltr	<b>PRU101</b>	6

HIGH GLOSS FINISH BY HAND

HARD-WEARING PROTECTION

WEATHERPROOF



Apply a small amount to a G Plus Finishing Cloth\*

**FC-3** (3 x cloths)  
**FC-100** (100 x cloths)



Rub on the surface in circular motions



Allow to dry to a haze



Wipe with a clean, dry G Plus Finishing Cloth  
**FC-3** (3 x cloths)  
**FC-100** (100 x cloths)

\*Can be applied by machine using a G Mop Finishing Foam **GMF801** at low speed (700 - 900rpm).



## PROFILE RAPID DETAILER CLEANER & WAX

- Fast liquid spray application for a quick clean and that 'just waxed' look
- Removes surface contaminants including compound residue, light dirt, dust and fingerprints
- A perfect complement to Profile Polymer Wax or Profile UV Wax Liquid Protection when used in combination, aiding protection
- Suitable for many surfaces including paintwork, rubber, vinyl, plastic, glass and chrome



Sizes	Codes	Qty
1 US gallon	<b>PRD106</b>	2

ENHANCES GLOSS

VERSATILE

QUICK CLEAN - REMOVE FINGERPRINTS AND DUST



G Plus Water Spray Bottle **WSB** (600ml)



Profile Rapid Detailer label **PRM1146** for WSB



Shake and fill a G Plus Water Spray Bottle



Spray a small amount where needed



Wipe with a clean, dry G Plus Finishing Cloth  
**FC-3** (3 x cloths)  
**FC-100** (100 x cloths)

# G MOP APPLICATORS G PLUS ANCILLARIES



## TIP

### APPLICATOR MAINTENANCE

Clean applicator pads thoroughly before use to avoid contamination and prevent dried product causing damage to your surface.



### G MOP TWISTED WOOL COMPOUNDING PAD

- Twisted wool for a high cut
- 100% pure, 4 ply, twisted wool

**GMW801** (single sided)  
**GMW806** (double sided)



### G MOP HIGH CUT FOAM

- High cut and rapid, superb gloss
- Superb handling and flexibility, glides easily over surface contours
- Open cell structure for 'dry use' compounds
- Excellent durability

**GMC618** (6" / 150mm)  
**GMC818** (8" / 200mm)



### G MOP YELLOW COMPOUNDING FOAM

- Excellent cut and gloss
- Can be used with 'wet or dry use' compounds

**GMC312** (3" / 75mm)  
**GMC612** (6" / 150mm)  
**GMC812** (8" / 200mm)



### G MOP WET USE COMPOUNDING FOAM

- Closed cell structure for 'wet use' compounds
- Higher gloss alternative to Twisted Wool Pad for Profile Extra
- Excellent value

**GMC606** (6" / 150mm)



## G MOP LAMBS WOOL

### PAD

- Medium cut
- Finer finish than Twisted Wool Pads



## G MOP FINISHING

### FOAM

- Soft, open cell structure
- Light cut
- High gloss finish



## G MOP FLEXIBLE

### BACK PLATE

- Flexible for easy use on difficult areas
- Ideal for the G Mop High Cut and Lambs Wool Pads



## G MOP BOLT ADAPTOR

### FOR DOUBLE SIDED PADS

- Screw on and off design
- For use with double sided pads

**GML301** (3" / 75mm)

**GML601** (6" / 150mm)

**GML801** (8" / 200mm)

**GMF301** (3" / 75mm)

**GMF601** (6" / 150mm)

**GMF801** (8" / 200mm)

For 6" pads **GMB146** (14mm thread)

For 6" pads **GMB586** (5/8" thread)

For 6" pads **GMB166** (16mm thread)

For 8" pads **GMB814** (14mm thread)


For 8" pads **GMB858** (5/8" thread)

For 8" pads **GMB816** (16mm thread)

**GMA014** (14mm thread)

**GMA058** (5/8" thread)

**GMA016** (16mm thread)



## G PLUS FINISHING CLOTH

### EDGELESS MICROFIBRE

- Low-lint
- Microfibre cloth
- Can be washed up to 100 times

**FC-3** (3 x cloths)

**FC-100** (100 x cloths)



## G PLUS SPURRING BRUSH

### FOR PAD CLEANING

- For quick and easy cleaning of pads when spun on a machine
- Avoids residue, dried compound and other contaminants impairing your next job
- Unclogs foam cells to ensure no drop in cut or gloss

**1090005** (for all pads)



## G PLUS WATER

### SPRAY BOTTLE

- Gives an even dispersal of water
- Ensures a supply of clean water, minimises contamination

**WSB** (600ml)



## G PLUS AUTOPEN

### FOR JOB IDENTIFICATION

- Non-staining (bodywork and glass) pen
- Does not wash off in the rain, but does wipe off with a clean, damp cloth

**AP-5YW** (yellow - 5mm nib)

# COMPOSITE SURFACE PROCESSES

## PLUG

### PRODUCTION & REPAIR

## THE RESULT

Flawless, high gloss, defect-free surface,  
with a mirror shine finish.

#### SAND



Finish sanding to

**P1200**

if needed on heavier  
defects.

This grade may change  
if using an alternative  
compound or applicator  
than used in this process.

#### Stage 1: CUT



Profile Premium  
Liquid Compound  
**PRL101** (1 ltr)  
**PRL106** (1 US gallon)

G Mop 8" Twisted Wool  
Compounding Pad\*  
**GMW801** (single sided)  
**GMW806** (double sided)

#### Stage 2: FINISH (optional)



Profile Finish  
Liquid Compound  
**PRF101** (1 ltr)  
**PRF106** (1 US gallon)

G Mop 8" Finishing Foam  
**GMF801**  
or for a higher cut,  
G Mop 8" Lambs Wool Pad  
**GML801**


\*For a better gloss, use a G Mop Lambs Wool Pad **GML301** (3" / 75mm), **GML601** (6" / 150mm) or **GML801** (8" / 200mm).

## MOULD PRODUCTION & REPAIR

### TOOLING GEL COAT

#### OPTION 1

##### SAND



Finish sanding to

**P600**

if needed on heavier defects.

This grade may change if using an alternative compound or applicator.

##### Stage 1: **CUT**



Profile Extra Coarse Cut Compound  
**PRE301** (3.2kg)

G Mop 8" Twisted Wool Compounding Pad  
**GMW801** (single sided)  
**GMW806** (double sided)

OR

#### OPTION 2

##### SAND



Finish sanding to

**P800**

if needed on heavier defects.

This grade may change if using an alternative compound or applicator.

##### Stage 1: **CUT**



Profile Select Liquid Compound  
**PRS101** (1 ltr)  
**PRS106** (1 US gallon)  
**PRS506** (5 US gallons)

G Mop 8" Twisted Wool Compounding Pad\*  
**GMW801** (single sided)  
**GMW806** (double sided)

**USE MINIMAL PRESSURE**

#### THE RESULT

Flawless, smooth, defect-free surface on standard or hard tooling gel coat, to limit the reworks needed on finished pieces.

\*For a better gloss, use a G Mop Lambs Wool Pad **GML301** (3" / 75mm), **GML601** (6" / 150mm) or **GML801** (8" / 200mm).

## COSMETIC CARBON FIBRE

### FINISHED COMPONENTS

#### THE RESULT

Flawless, high gloss, defect-free surface, with a mirror shine finish on lacquered or painted carbon fibre.

##### SAND



Finish sanding to

**P1200**

if needed on heavier defects.

This grade may change if using an alternative compound or applicator than used in this process.

##### Stage 1: **CUT**



Profile Select Liquid Compound  
**PRS101** (1 ltr)  
**PRS106** (1 US gallon)  
**PRS506** (5 US gallons)

G Mop 8" Twisted Wool Compounding Pad  
**GMW801** (single sided)  
**GMW806** (double sided)

**USE MINIMAL PRESSURE**

##### Stage 2: **FINISH** (optional)



Profile Finish Liquid Compound  
**PRF101** (1 ltr)  
**PRF106** (1 US gallon)

G Mop 8" Finishing Foam  
**GMF801**

## FINISHED MOULDINGS

### REPAIRS ON DARK COLOURS

#### OPTION 1: STANDARD FINISH

##### SAND



Finish sanding to  
**P800**  
if needed on heavier  
defects.

This grade may change  
if using an alternative  
compound or applicator.

##### Stage 1: CUT



Profile Select Liquid  
Compound  
**PRS101** (1 ltr)  
**PRS106** (1 US gallon)  
**PRS506** (5 US gallons)

G Mop 8" Twisted Wool  
Compounding Pad  
**GMW801** (single sided)  
**GMW806** (double sided)

**USE MINIMAL PRESSURE**

OR

#### OPTION 2: GLOSS FINISH

##### SAND



Finish sanding to  
**P1200**  
if needed on heavier  
defects.

This grade may change  
if using an alternative  
compound or applicator.

##### Stage 1: CUT



Profile Premium  
Liquid Compound  
**PRL101** (1 ltr)  
**PRL106** (1 US gallon)

G Mop 8" Twisted Wool  
Compounding Pad  
**GMW801** (single sided)  
**GMW806** (double sided)

#### THE RESULT

Smooth, defect-free, high gloss finish  
on dark surfaces.

## FINISHED MOULDINGS

### REPAIRS ON LIGHT COLOURS

#### OPTION 1: STANDARD FINISH

##### SAND



Finish sanding to  
**P800**  
if needed on heavier  
defects.

This grade may change  
if using an alternative  
compound or applicator.

##### Stage 1: CUT



Profile Select Liquid  
Compound  
**PRS101** (1 ltr)  
**PRS106** (1 US gallon)  
**PRS506** (5 US gallons)

G Mop 8" Twisted Wool  
Compounding Pad  
**GMW801** (single sided)  
**GMW806** (double sided)

**USE MINIMAL PRESSURE**

OR

#### OPTION 2: GLOSS FINISH

##### SAND



Finish sanding to  
**P1200**  
if needed on heavier  
defects.

This grade may change  
if using an alternative  
compound or applicator.

##### Stage 1: CUT



Profile Premium  
Liquid Compound  
**PRL101** (1 ltr)  
**PRL106** (1 US gallon)

G Mop 8" Twisted Wool  
Compounding Pad  
**GMW801** (single sided)  
**GMW806** (double sided)

#### THE RESULT

Smooth, defect-free, high gloss finish  
on light surfaces.



**Farécla Products Limited,**

Broadmeads, Ware,  
Hertfordshire, SG12 9HS  
England

Tel: +44 (0) 1920 465041

Fax: +44 (0) 1920 466557

E-Mail: [enquiries@farecla.com](mailto:enquiries@farecla.com)

[www.farecla.com](http://www.farecla.com)



[fareclaproductsltd](https://www.instagram.com/fareclaproductsltd)